




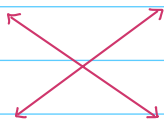
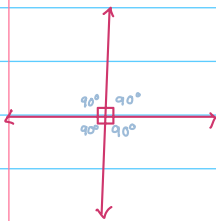


Geometry Basics

| | Symbol | Angle Measures |
|---|--|--|
| Point $\cdot E$ | E | |
| Line \overleftrightarrow{xy} | \overleftrightarrow{xy} or \overleftrightarrow{yx} |  Acute angle |
| Line Segment \overline{Eh} | \overline{EK} or \overline{KE} |  Right angle |
| Ray \overrightarrow{ke} | \overrightarrow{EK} |  Obtuse angle |
| Angle  | $\angle EGD$ or $\angle DGE$ or $\angle G$ |  Straight line |

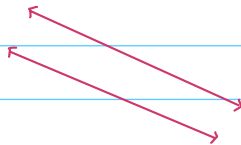


intersecting lines



perpendicular lines

Cross at 90° angles



parallel lines